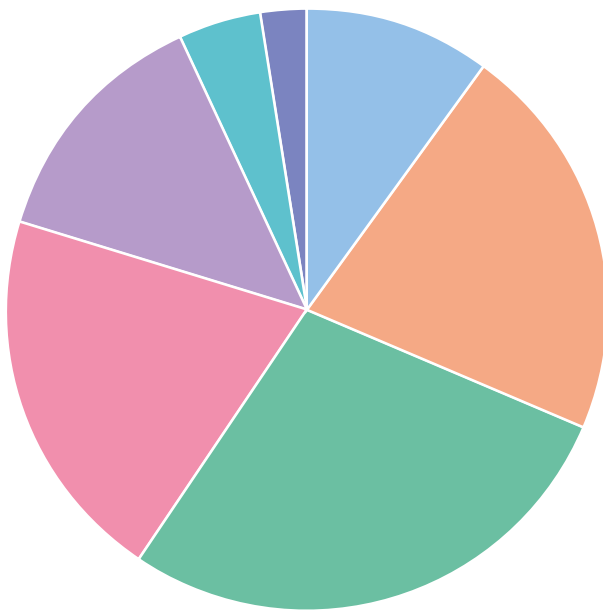









NOCKOLDS SOLICITORS

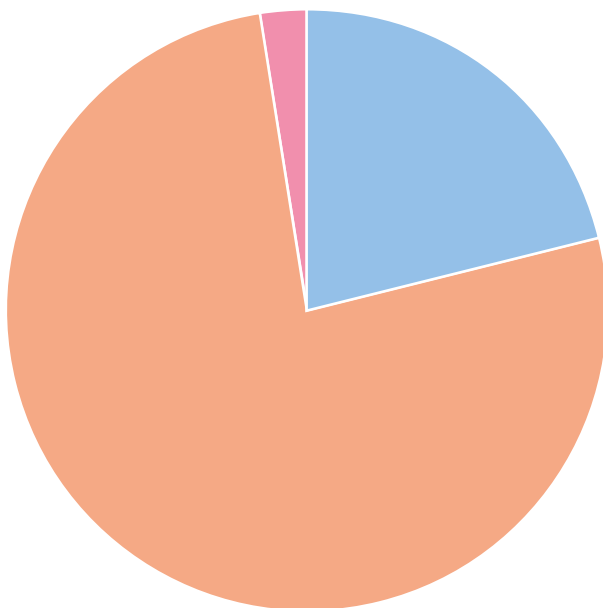
# Equality and Diversity





## Current Age in Years



	16-24	(10%)
	25-34	(21%)
	35-44	(28%)
	45-54	(20%)
	55-64	(13%)
	65+	(4%)
	Prefer not to say	(2%)

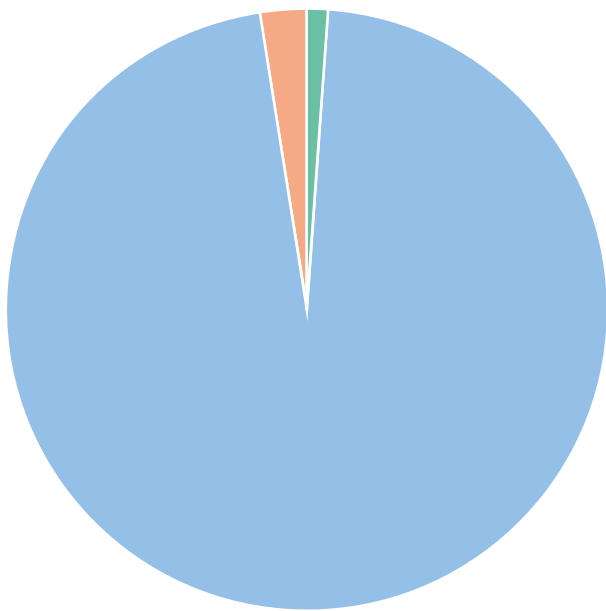
## Gender






	Male	(21%)
	Female	(76%)
	Other preferred description	(0%)
	Prefer not to say	(2%)

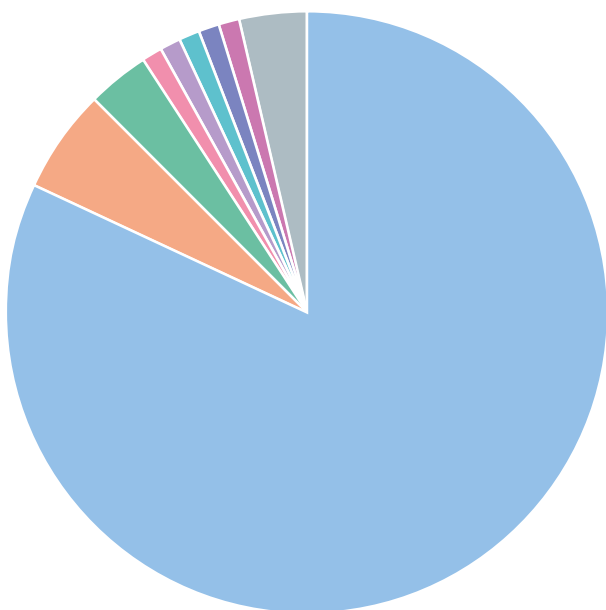











### Disability According to the Definition in the Equality Act?



	Yes	(1%)
	No	(97%)
	Prefer not to say	(2%)

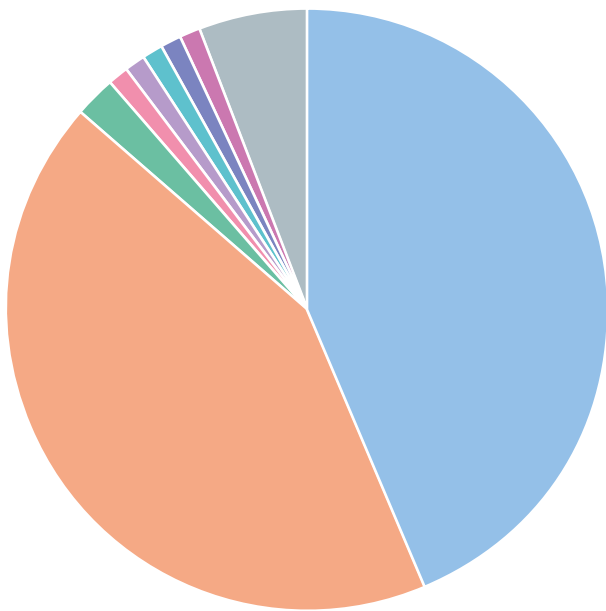
### Ethnic Group



	British/English/Welsh/ Northern Irish/Scottish	(82%)
	Any other white background	(6%)
	Indian	(3%)
	Chinese	(1%)
	Pakistani	(1%)
	Any other Asian background	(1%)
	Caribbean	(1%)
	Any other Mixed/multiple background	(1%)
	Prefer not to say	(1%)



## Religion or Belief



Christian	(44%)
No religion or belief	(43%)
Any other religion or belief	(2%)
Buddhist	(1%)
Hindu	(1%)
Jewish	(1%)
Muslim	(1%)
Sikh	(1%)
Prefer not to say	(6%)