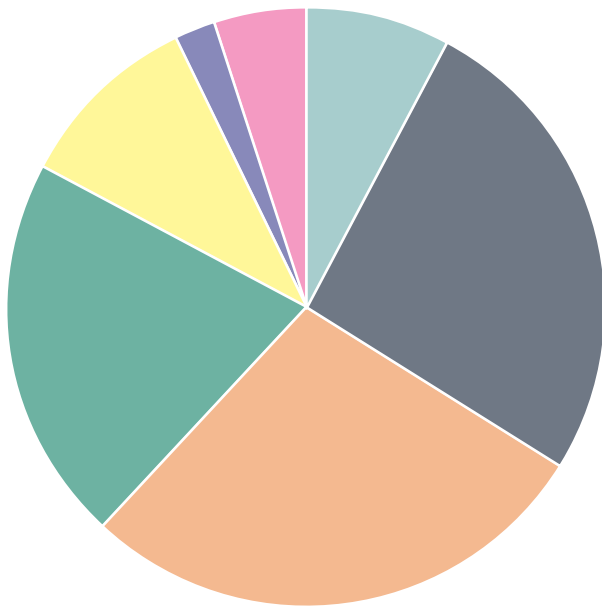







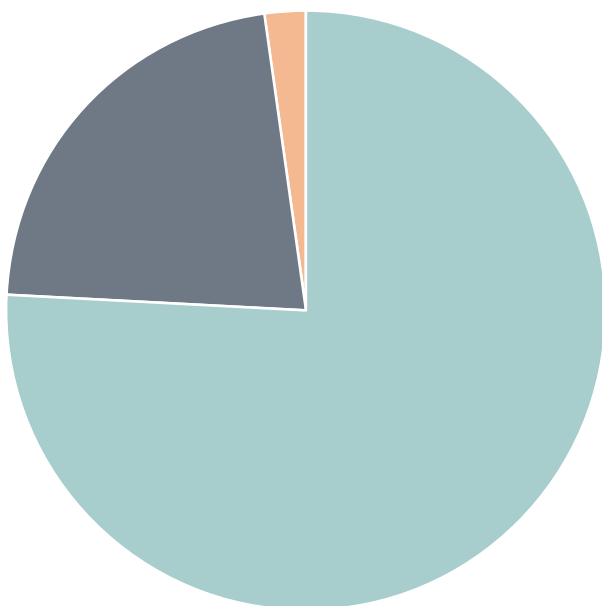





Current Age in Years



	16 - 24	(8%)
	25 - 34	(26%)
	35 - 44	(28%)
	45 - 54	(21%)
	55 - 64	(10%)
	65+	(2%)
	Prefer not to say	(5%)

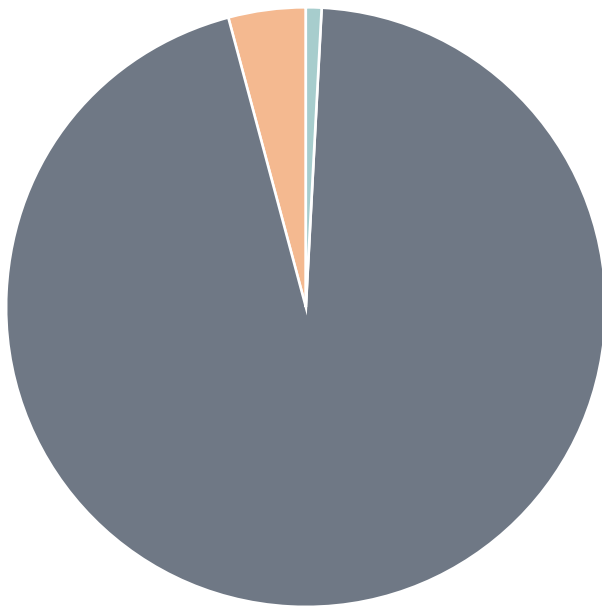
Gender



	Female	(76%)
	Male	(22%)
	Prefer not to say	(2%)

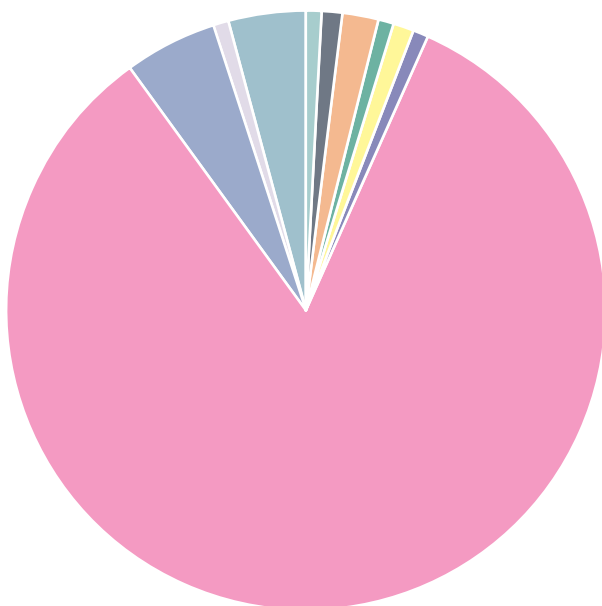


Disability According to the Definition in the Equality Act



Yes	(1%)
No	(95%)
Prefer not to say	(4%)

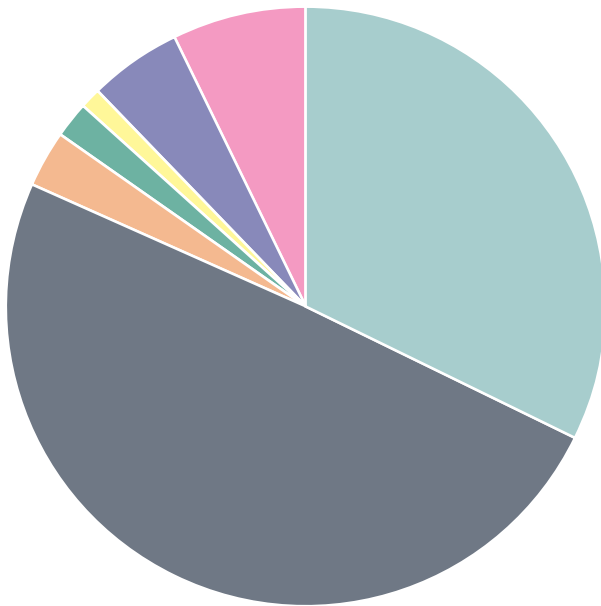
Ethnic Group



Bangladeshi	(1%)
Chinese	(1%)
Indian	(2%)
Any other Asian background	(1%)
African	(1%)
Any other Mixed/Multiple background	(1%)
British/English/Welsh/Northern Irish/Scottish	(84%)
Any other White background	(5%)
Any other ethnic group	(1%)
Prefer not to say	(4%)



Religion or Belief



No religion or belief (Atheist)	(1%)
Christian	(49%)
Jewish	(3%)
Muslim	(2%)
Sikh	(1%)
Any other religion	(5%)
Prefer not to say	(4%)